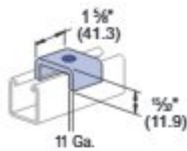


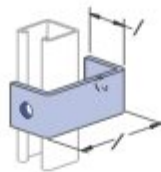
P2800

EG, GR, HG



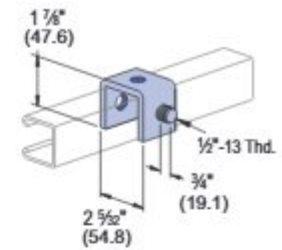
Part Number	Bolt Size (in)	Hole Size (in)	Wt/100 pcs Lbs (kg)
P2800-25	1/4"	3/8"	14 6.4
P2800-37	3/8"	1/2"	14 6.4
P2800-50	1/2"	5/8"	13 5.9
P2800-62	5/8"	3/4"	13 5.9
P2800-75	3/4"	7/8"	13 5.9

P1363A THRU P1363E



Part Number	"A" in (mm)	Wt/100 pcs Lbs (kg)
P1363A	4 101.6	78 35.4
P1363B	5 127.0	89 40.4
P1363C	6 152.4	101 45.8
P1363D	7 177.8	112 50.8
P1363E	8 203.2	124 56.2

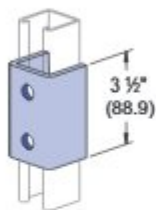
P1320



Wt/100 pcs: 63 Lbs (28.6 kg)

P1376

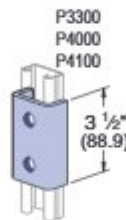
EG, GR, HG



Wt/100 pcs: 128 Lbs (58.1 kg)

P4376

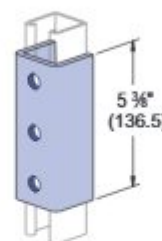
EG, GR, HG



Wt/100 pcs: 85 Lbs (38.6 kg)

P1376A

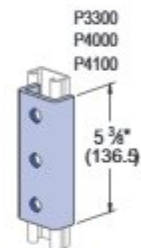
EG, GR, HG



Wt/100 pcs: 197 Lbs (89.4 kg)

P4376A

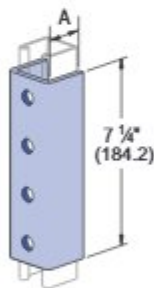
EG, GR, HG



Wt/100 pcs: 130 Lbs (59.0 kg)

P1377, P4377, P5077, P5577

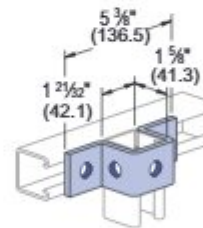
EG, GR, HG



Part Number	For Use With	"A" in (mm)	Wt/100 pcs Lbs (kg)
P1377	P1000, P1100, P2000	1 3/8" 39.7	265 120
P4377	P3300, P4000, P4100	1 9/16" 23.8	176 80
P5077	P5000	3 3/8" 81.0	390 177
P5577	P5500	2" 60.3	310 141

P1047

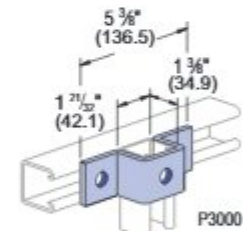
DF, EG, GR, HG



Wt/100 pcs: 88 Lbs (39.9 kg)

P3047

EG, GR, HG

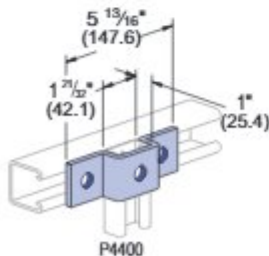


Wt/100 pcs: 84 Lbs (38.1 kg)

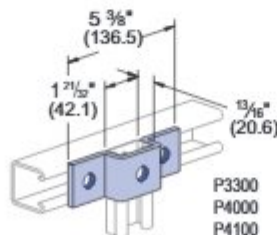
P976

P4047

EG, GR, HG



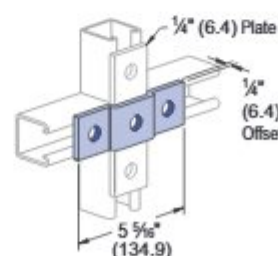
Wt/100 pcs: 71 Lbs (32.2 kg)



Wt/100 pcs: 71 Lbs (32.2 kg)

P1455

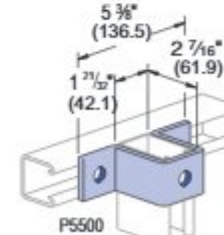
EG, GR, HG



Wt/100 pcs: 58 Lbs (26.3 kg)

P5547

EG, GR, HG



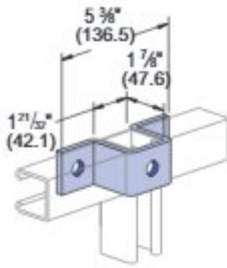
Wt/100 pcs: 108 Lbs (49.0 kg)

Standard Dimensions for 1 1/2" (41.3mm) width series channel fittings (Unless Otherwise Shown on Drawing)

Hole Diameter: 3/8" (14.3mm); Hole Spacing - From End: 1 3/8" (20.6mm); Hole Spacing - On Center: 1 1/2" (47.6mm); Width: 1 1/2" (41.3mm); Thickness: 1/4" (6.4mm) with steel meeting or exceeding ASTM A1011 SS GR 33, or 0.220" (5.6mm) with steel meeting or exceeding ASTM A1011 HSLAS GR 45

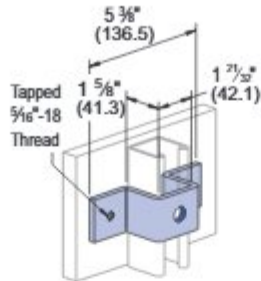
1 1/2" System  
Telestrut  
Nuts & Hardware  
General Fittings  
Pipe/Conduit Support  
Concrete Inserts  
Solar  
1 1/4" System  
1 1/2" System  
Special Metals

**P1383** EG, GR, HG



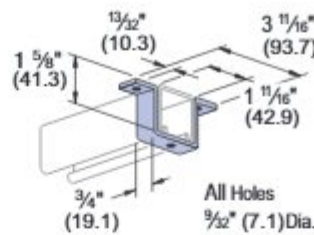
Wt/100 pcs: 95 Lbs (43.1 kg)

**P1732** EG, GR, HG



Wt/100 pcs: 88 Lbs (39.9 kg)

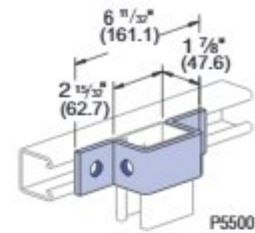
**P2237** EG, GR, HG



Material: 1/8" (3.2) thick.

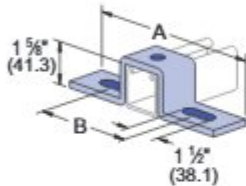
Wt/100 pcs: 18 Lbs (8.2 kg)

**P5543** EG, GR, HG



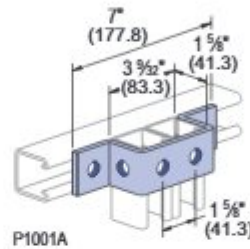
Wt/100 pcs: 97 Lbs (44.0 kg)

**P1048, P1049, P1050** DF, EG, GR, HG



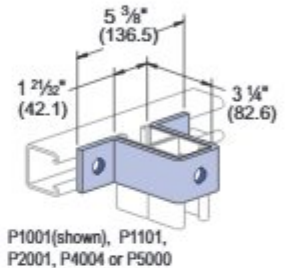
Part Number	"A" In (mm)	"B" In (mm)	Wt/100 pcs Lbs (kg)
P1048	7 3/4 184.2	4 1/4 104.8	105 47.6
P1049	8 1/2 215.9	5 1/4 136.5	120 54.4
P1050	10 1/4 263.5	7 1/4 184.2	130 59.0

**P1043A** EG, GR, HG



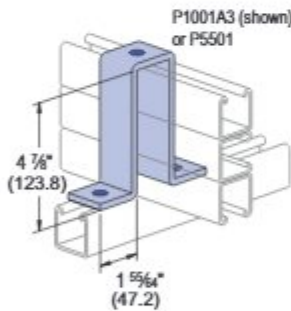
Wt/100 pcs: 105 Lbs (47.6 kg)

**P1737** EG, GR, HG



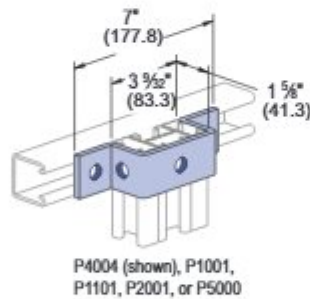
Wt/100 pcs: 128 Lbs (58.1 kg)

**P2473** EG, GR, HG



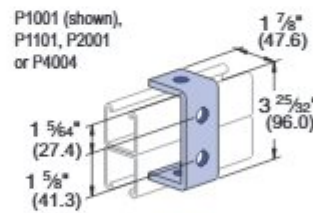
Wt/100 pcs: 197 Lbs (89.4 kg)

**P4043** EG, GR, HG



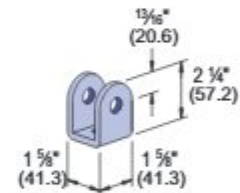
Wt/100 pcs: 106 Lbs (48.1 kg)

**P1044** EG, GR, HG



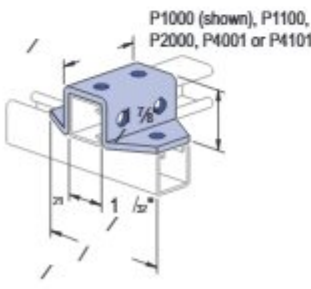
Wt/100 pcs: 70 Lbs (31.8 kg)

**P1973** EG, GR, HG



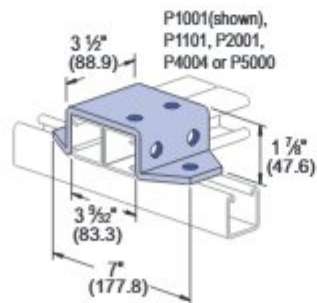
Wt/100 pcs: 53 Lbs (24.0 kg)

**P2326** EG, GR, HG



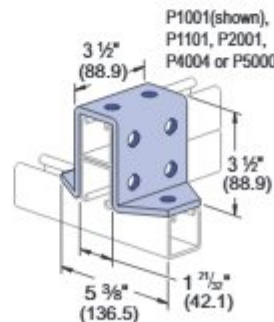
Wt/100 pcs: 171 Lbs (77.6 kg)

**P2328** EG, GR, HG



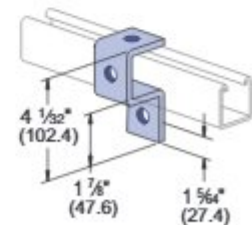
Wt/100 pcs: 209 Lbs (94.8 kg)

**P2329** EG, GR, HG



Wt/100 pcs: 257 Lbs (116.6 kg)

**P1046A** EG, GR, HG



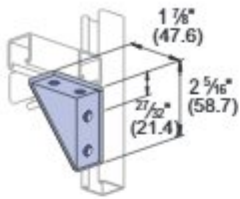
Wt/100 pcs: 76 Lbs (34.5 kg)

Standard Dimensions for 1 1/2" (41.3mm) width series channel fittings (Unless Otherwise Shown on Drawing)

Hole Diameter: 9/16" (14.3mm); Hole Spacing - From End: 1 3/8" (20.6mm); Hole Spacing - On Center: 1 1/2" (47.6mm); Width: 1 1/2" (41.3mm); Thickness: 1/8" (6.4mm) with steel meeting or exceeding ASTM A1011 SS GR 33, or 0.220" (5.6mm) with steel meeting or exceeding ASTM A1011 HSLAS GR 45

1 1/4" System  
Telestrut  
Nuts & Hardware  
General Fittings  
Pipe/Conduit Support  
Concrete Inserts  
Solar  
1 1/4" System  
1 5/16" System  
Special Metals

**P6332**



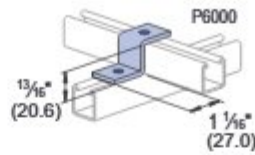
WW/100 pcs: 19 Lbs (8.6 kg)

**P6546**



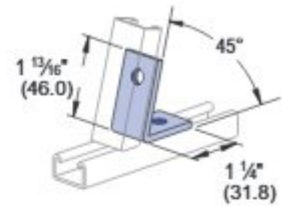
WW/100 pcs: 8 Lbs (3.6 kg)

**P6045**



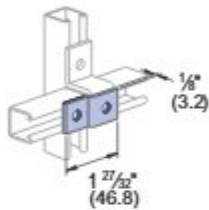
WW/100 pcs: 7 Lbs (3.2 kg)

**P6186**



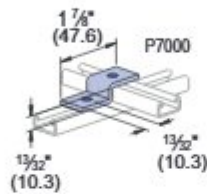
WW/100 pcs: 8 Lbs (3.6 kg)

**P6454**



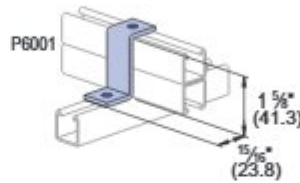
WW/100 pcs: 5 Lbs (2.3 kg)

**P7045**



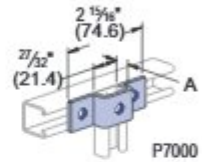
WW/100 pcs: 6 Lbs (2.7 kg)

**P6453**



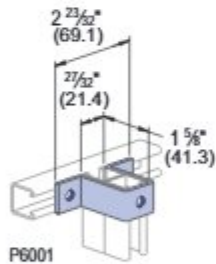
WW/100 pcs: 9 Lbs (4.1 kg)

**P6047, P7047**



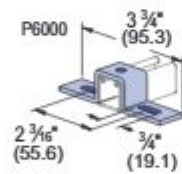
Part No.	A In (mm)	WW/100 pcs Lbs (kg)	Use with Channel
P6047	1 3/16 20.6	12 5.4	P6000
P7047	1 3/2 10.3	10 4.5	P7000

**P6737**



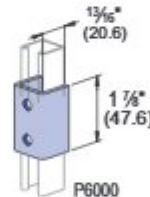
WW/100 pcs: 16 Lbs (7.3 kg)

**P6048**



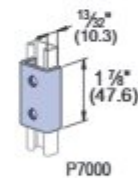
WW/100 pcs: 14 Lbs (6.4 kg)

**P6376**



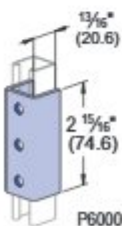
WW/100 pcs: 17 Lbs (7.7 kg)

**P7376**



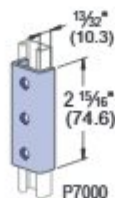
WW/100 pcs: 11 Lbs (5.0 kg)

**P6376A**



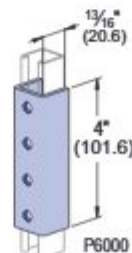
WW/100 pcs: 26 Lbs (11.8 kg)

**P7376A**



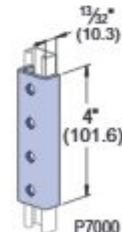
WW/100 pcs: 16 Lbs (7.3 kg)

**P6377**



WW/100 pcs: 36 Lbs (16.3 kg)

**P7377**



WW/100 pcs: 24 Lbs (10.9 kg)

Standard Dimensions for 1 3/16" (20.6mm) width series channel fittings (Unless Otherwise Shown on Drawing)

Hole Diameter: 1/2" (7.1mm); Hole Spacing - From End: 1 3/2" (10.3mm); Hole Spacing - On Center: 1 1/8" (27.0mm); Width: 1 3/16" (20.6mm); Thickness: 1/8" (3.2mm)