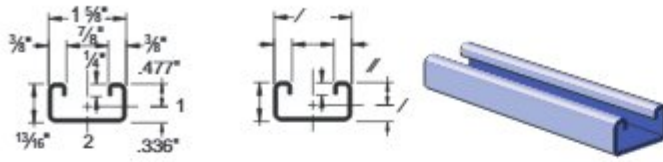


P4100

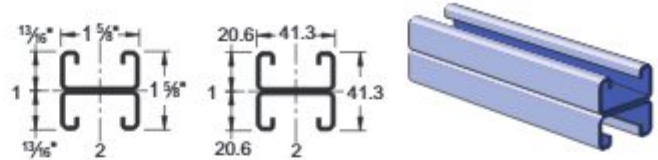
DF GR PG



W/100 Ft: 98 Lbs (147 kg/100 m)
 Allowable Moment 1,360 In-Lbs (150 N·m)
 14 Gauge Nominal Thickness .075" (1.9mm)

P4101

DF GR PG



W/100 Ft: 197 Lbs (293 kg/100 m)
 Allowable Moment 3,610 In-Lbs (410 N·m)
 14 Gauge Nominal Thickness .075" (1.9mm)

P4100 HS

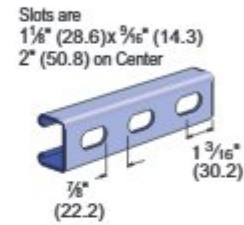
GR PG



W/100 Ft: 87 Lbs (129 kg/100 m)

P4100 T

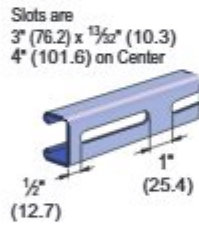
DF GR PG



W/100 Ft: 87 Lbs (129 kg/100 m)

P4100 SI

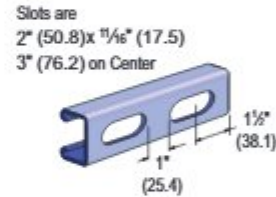
GR PG



W/100 Ft: 87 Lbs (129 kg/100 m)

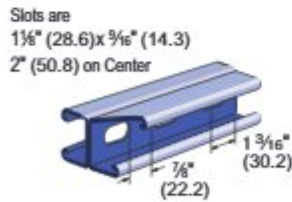
P4100 WT

DF GR HG PG PI



W/100 Ft: 87 Lbs (129 kg/100 m)

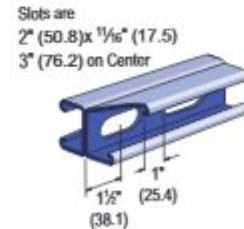
P4101 T



W/100 Ft: 174 Lbs (259 kg/100 m)

P4101 WT

DF GR HG PG PI



W/100 Ft: 174 Lbs (259 kg/100 m)

CHANNEL NUTS



P4006-0832
P4006-1024
P4006-1420
P4007
P4008
P4009
P4010



P4010T



P4012
P4023



P3006-0832
P3006-1024
P3006-1420
P3007
P3008
P3009
P3013



P3016-0632
P3016-0832
P3016-1024
P3016-1420

Channel Finishes: DF, PL, GR, HG, PG, ZD; Standard Lengths: 10' & 20'