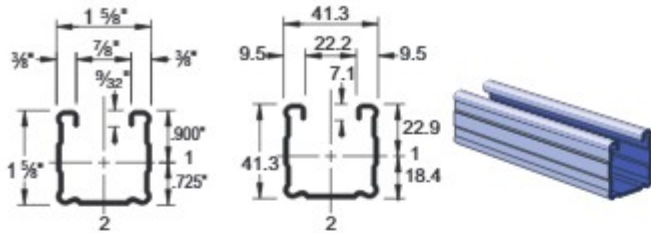


**P1100**

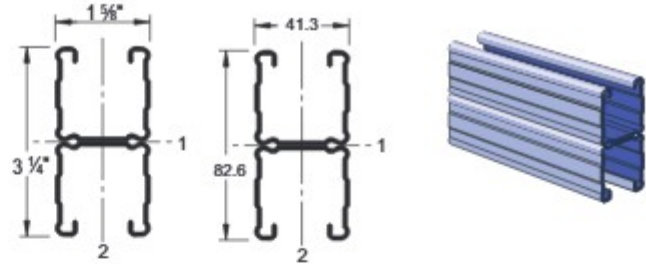
GR PG



Ww/100 Ft: 142 Lbs (211 kg/100 m)  
 Allowable Moment 4,060 In-Lbs (460 N-m)  
 14 Gauge Nominal Thickness .075" (1.9mm)

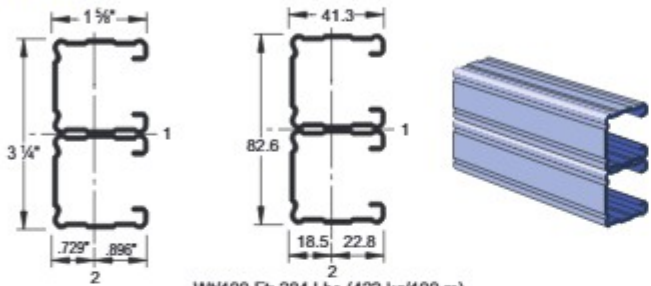
**P1101**

GR PG



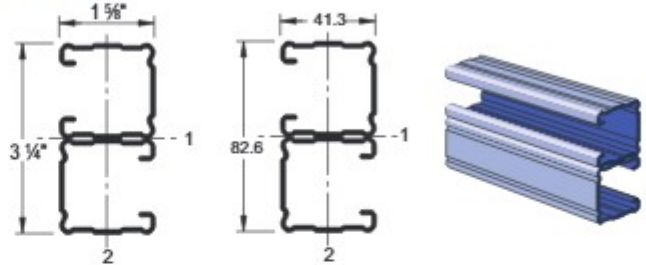
Ww/100 Ft: 284 Lbs (423 kg/100 m)  
 Allowable Moment 11,340 In-Lbs (1,280 N-m)  
 14 Gauge Nominal Thickness .075" (1.9mm)

**P1101 A**



Ww/100 Ft: 284 Lbs (423 kg/100 m)  
 Allowable Moment 14,000 In-Lbs (1,580 N-m)  
 14 Gauge Nominal Thickness .075" (1.9mm)

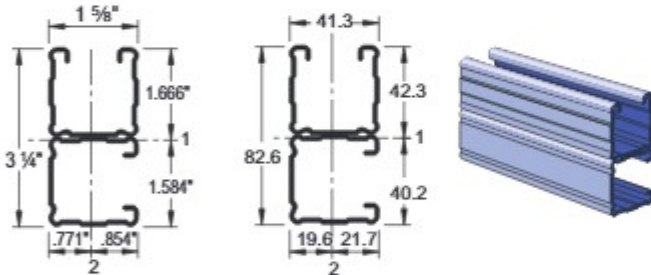
**P1101 B**



Ww/100 Ft: 284 Lbs (423 kg/100 m)  
 Allowable Moment 14,000 In-Lbs (1,580 N-m)  
 14 Gauge Nominal Thickness .075" (1.9mm)

**P1101 C**

GR PG



Ww/100 Ft: 284 Lbs (423 kg/100 m)  
 Allowable Moment 12,330 In-Lbs (1,390 N-m)  
 14 Gauge Nominal Thickness .075" (1.9mm)

**P1100 HS**

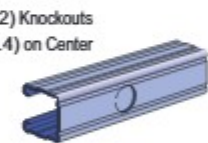
GR PG

**P1100 KO**

GR PG



Ww/100 Ft: 136 Lbs (202 kg/100 m)



Ww/100 Ft: 140 Lbs (208 kg/100 m)

**P1100 SI**

GR PG

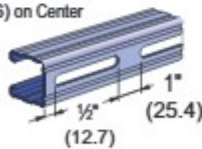
**P1100 T**

GR PG

**P1100 WT**

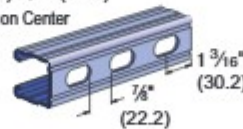
DF GR HG PG PI

Slots are  
 3" (76.2) x 1 1/2" (10.3)  
 4" (101.6) on Center



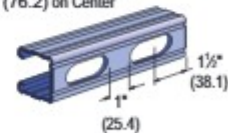
Ww/100 Ft: 136 Lbs (202 kg/100 m)

Slots are  
 1 1/8" (28.6) x 3/16" (14.3)  
 2" (50.8) on Center



Ww/100 Ft: 136 Lbs (202 kg/100 m)

Slots are  
 2" (50.8) x 1 1/8" (17.5)  
 3" (76.2) on Center



Ww/100 Ft: 136 Lbs (202 kg/100 m)

**CHANNEL NUTS**

- P1006-0832
- P1006-1024
- P1006-1420
- P1007
- P1008
- P1009
- P1010

- P1008T
- P1006T1420
- P1010T

- P1024
- P1012S
- P1023S

- P1012
- P1023
- P1024S

- P3006-0832
- P3006-1024
- P3006-1420
- P3007
- P3008
- P3009

- P3016-0632
- P3016-0832
- P3016-1024
- P3016-1420

Channel Finishes: DF, PL, GR, HG, PG, ZD; Standard Lengths: 10' & 20'

1 1/4" System  
 Telestrut  
 Nuts & Hardware  
 General Fittings  
 Pipe/Conduit Support  
 Concrete Inserts  
 Solar  
 1 1/4" System  
 1 1/4" System  
 Special Metals